

---

**AutoCAD Crack License Key Full 2022 [New]**

**Download**

---

## AutoCAD Activator Free For PC

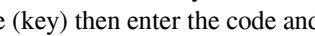

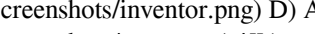
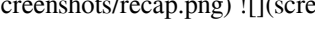



The first version of AutoCAD, AutoCAD R14, was designed to be compatible with the architecture of the CGA and the later ANSI versions of the XGA. Since then, AutoCAD has grown to include other Windows compatible platforms and many versions of hardware and software have been released. Autodesk started as a design software company. In 1985 they started working on AutoCAD, which was designed to be compatible with the architecture of the CGA and the later ANSI versions of the XGA. The first version was R14. It was written by a small team of developers and released in the early 1980s. The product was almost named "Computer-Aided Design". The original version of AutoCAD can be downloaded from the Web and at the Internet Archive. A brief history of AutoCAD's development can be found in Autodesk's history of AutoCAD development and AutoCAD's history section on the official AutoCAD website. General history Autodesk was founded in 1982 by John Walker, who served as president and CEO until his death in 1990. Walker's vision for Autodesk was to "dramatically enhance life through design". He also said that "a great company is an idea company." Walker had been a professional cartoonist for much of his life. His early drawings of H.R. Pufnstuf were used as early advertisements for Autodesk. His vision and Autodesk's early success were due in large part to his effort to design a suite of software for the growing number of CAD users in the 1980s. The company developed AutoCAD, GraphicDesigner, Inventor, and SoftwareMax. When John Walker died of a heart attack in 1990, his wife, Joan, became CEO of Autodesk. In 1991, Graphic Design 2.0, the first major version of AutoCAD after Walker's death, was introduced. New features in the 2.0 version included a true 2D dimensioning system and a graphical editing system. Around this time, Autodesk also started to expand into the fields of animation and electronic publishing. Features and function There are several differences between AutoCAD LT and AutoCAD. AutoCAD LT is designed to be used as a desktop app, while AutoCAD is designed for use in a "networked" environment.

## AutoCAD

Drawings for 2D and 3D designs Objects (models) of 2D and 3D drawing Documents (custom templates) and predefined (default) drawing templates, as well as their parts and libraries Custom table attributes Contexts that store information about the drawing, such as the size of an area. User Interface languages A library for managing code written in AutoLISP, which can be accessed from any other programming language. Visual LISP Simplified Chinese (for machine translation) Release history AutoCAD 1.0 was released on February 12, 1985. The original version of AutoCAD was released in 1989 and AutoCAD 2.1 in 1992. AutoCAD 3 was released in 1995 and AutoCAD 4 in 1998. AutoCAD 2007 was released in 2007, with major changes to the user interface. AutoCAD 2009 was released in April 2009, and AutoCAD 2010 was released in December 2010. See also Comparison of CAD editors for CAE Comparison of CAD editors for PLM Comparison of CAD editors List of CAD editors List of GIS software List of industrial design software List of 2D CAD software References Further reading External links Official website Category:1985 software Category:2D animation software Category:AutoCAD Category:Computer-aided design software for Windows Category:Electronic design automation software Category:Electronic publishing Category:Computer-aided design software for MacOS Category:Computer-aided design software for Linux Category:MacOS text editors Category:Unix text editors Category:Software using the GPL license x . W h i c h i s t h e s e c o n d s m a l l e s t v a l u e ? ( a ) - 1 / 3 ( b ) 3 / 2 ( c ) 0 . 1 ( d ) v a L e t a l d 6 4 7 c 4 0 b

---

## AutoCAD Crack +

Important info: IF YOU ARE USING A PRIVATE ROUTER THEN IT IS ESSENTIAL TO ACCESS YOUR PROJECT WITH A LOCAL IP ADDRESS. Start the autocad by double clicking on the.dz2 file, you will be prompted to select a location for the autocad. Once you have done that you will be prompted to activate the application. If it asks you to save the activation code (key) then enter the code and click next.  Now you are ready to load your files. A) Autodesk AutoCAD:  B) Autodesk 3D Studio Max:  C) Autodesk Inventor:  D) Autodesk Navisworks:  E) Autodesk ReCap:   ## Related articles

## What's New in the AutoCAD?

Integrated on-line help. The Help system is integrated into AutoCAD and will provide on-line help and direct you to the correct topic. Enter your password and AutoCAD will not quit. The system will stay open until you enter your password. Drawings are improved with new drawing creation tools. More robust XML functionality. Export support for XML. Export to RTF, PDF, DWF, DWFx, Encapsulated PostScript (EPS) or VMD. Export to pictures. Graphics Quality Improvements: Choose from 16 different graphic quality settings. Maintain a consistent quality across your drawings. Enhance your graphics work with graphics such as polylines, rays, and dimple lines. Choose from four graphic styles. Place a single graphic on multiple pages. Adjust the overall graphics color, lighting, shading, and transparency. Choose from six distinct graphic text styles. Highlight certain objects and parts. Choose from six distinctive underline styles. Adjust the underline color, shading, and thickness. Create an outline for objects and parts. Adjust the overall outline color, shading, and thickness. Apply an interior color and shading to your objects. Adjust the color of your interior lines and shading. Enhance your drawings by adjusting the lighting. Adjust the color, transparency, and shading of your drawings. Easily modify the look of existing drawings. Adjust the color, transparency, and shading of your drawings. View and adjust the perspective of a drawing. Customize your drawing to better suit your unique needs. Choose the file types and formats that you will use to export to or import from. Many other enhancements to your drawings. What's New in the Help System The Help system is now a single and consistent framework of functionality. All help topics are displayed on the Help screen, and most functionality can be found in a topic that is listed on the Help screen. The Help system includes the ability to jump to a particular topic or subtopic. The Help system includes one-click access to a dictionary and definitions, to a video with rich-text or slideshow

---

## **System Requirements For AutoCAD:**

OS: Windows 7/8/10 Processor: Intel Core i3 / AMD Athlon X2, 2.5 GHz or higher Memory: 4 GB RAM Graphics: NVIDIA GeForce GTX 560 or higher / AMD Radeon HD 5770 or higher DirectX: Version 11 Network: Broadband Internet connection Storage: 30 GB available space Key Features: A rich crafting and trading experience: Explore the main quests, forge gems, craft weapons, armor, sell items, barter for items and trade with other players.

Related links: